


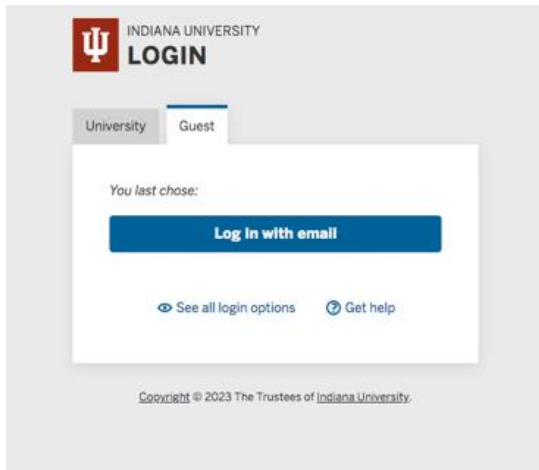
APPENDIX A – THE ONLINE MODULES

1. Search: IU expand – Indiana University

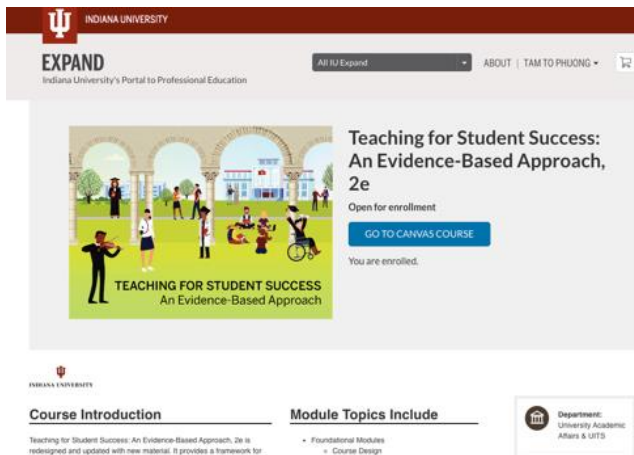


2. Create account – Follow the instruction

3. Login in Guest account



4. Choose: Teaching for Student Success: An Evidence-Based Approach 2e



5. Click to Canvas Course

6. Choose Foundational Modules - This is the Translation Assignment

The screenshot shows a Canvas LMS interface. On the left is a dark red navigation sidebar with icons for Home, Table of Contents, Orientation, Foundational Modules, Active Learning Modules, DEI Modules, Modules, For More Information, Pages, and People. The main content area has a breadcrumb trail: Teaching for Student Success > Pages > Introduction to Foundational Modules. Below the breadcrumb is a 'View All Pages' button. The main content features a header with the text 'INTRODUCTION' and 'Foundational Modules' over a background image of students. Below this is a section titled 'Foundational Modules table of contents' which contains a table with two columns: 'Foundational Modules' and a list of four items: 1. Course Design, 2. Assessment, 3. Science of Learning, and 4. Creating Positive First Impressions. Below the table of contents is a section titled 'Foundational Modules learning outcomes'.

Teaching for Student Success > Pages > Introduction to Foundational Modules

View All Pages

INTRODUCTION

Foundational Modules

Foundational Modules table of contents

Foundational Modules	<ol style="list-style-type: none">1. Course Design2. Assessment3. Science of Learning4. Creating Positive First Impressions
----------------------	----------------------------------------------------------------------------------------------------------------------------------------------------------------------

Foundational Modules learning outcomes

This set of four (4) modules will help you master the basic teaching methods to ensure student success.